



Five

CANAFS

10 DOWNING STREET

26 February, 1985

From the Private Secretary

PRIME MINISTERS TALKS IN WASHINGTON

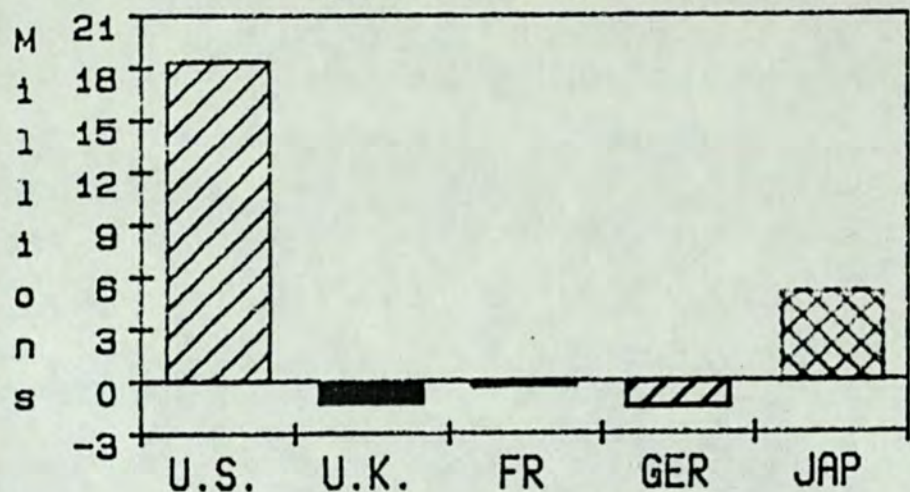
The record of discussion of the US economy between the Prime Minister and President Reagan over and after lunch at the White House on 20 February mentioned that the President had handed over a chart dealing with comparative employment benefits in the United States and various other countries.

I now enclose a copy of the chart, which may be of interest to a number of departments. I am therefore copying this letter and its enclosure to Rachel Lomax (HM Treasury), Callum McCarthy (Department of Trade and Industry), David Normington (Department of Employment) and to Stephen Hickey (Department of Health and Social Security).

(C D Powell)

L. Appleyard, Esq.,
Foreign and Commonwealth Office

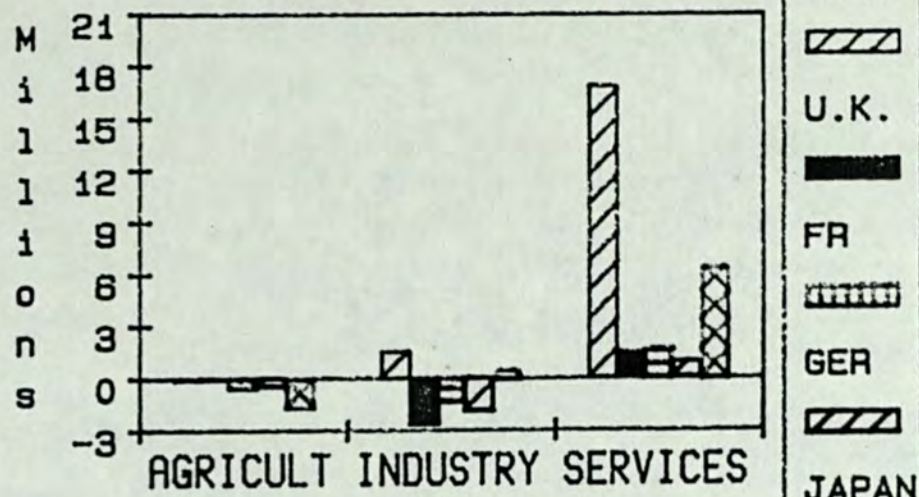
Total Change in Civilian Employment
(Millions of Jobs)



1974-1984

Source: OECD Labor Force Statistics

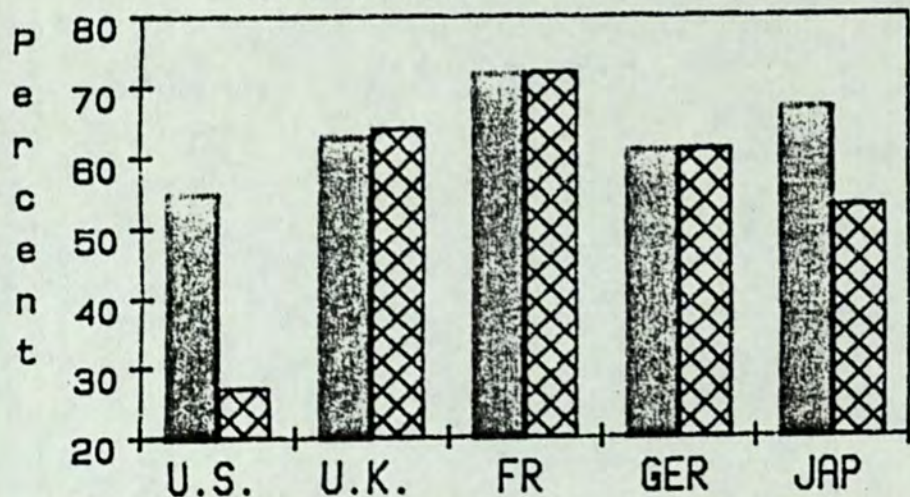
Employment Changes by Sector
(Millions of Jobs)



1974-1984

Source: OECD Labor Statistics

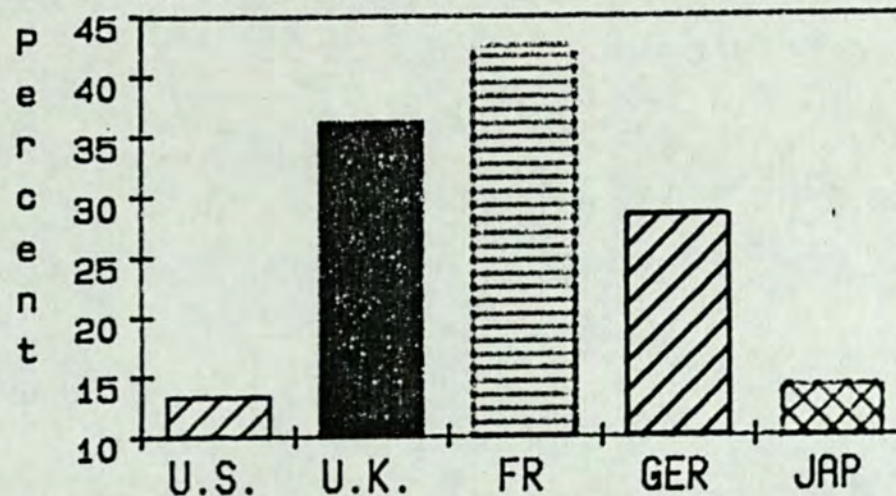
Unemployment Compensation
As Percent of Past Wages



1st bar=1st 6 months; 2nd bar=2nd 6 months

Source: OECD Secretariat

Long Term* Unemployment
(As Percent of Total Unemployment)



*At least 12 months unemployed

Source: OECD Labor Force Statistics